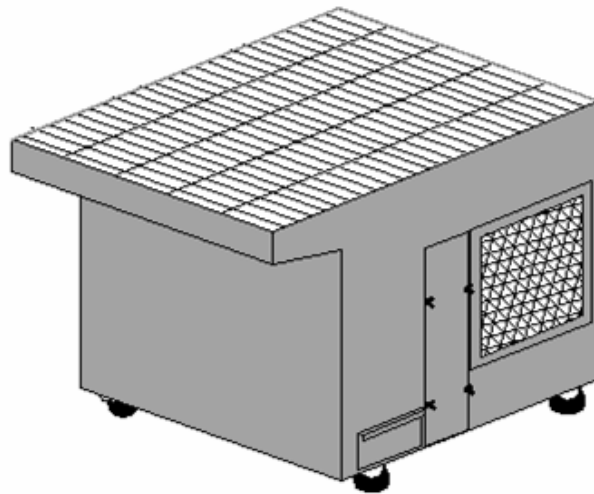


 DIVERSI-TECH inc.
DOWNDRAFT TABLES

OWNER'S MANUAL

MODEL MINIDD



IMPORTANT

This manual contains specific cautionary statements relative to worker safety. Read this manual thoroughly and follow as directed. Hazards of dust control equipment are not all listed in this manual. It is important that use of the equipment be discussed with a Diversi-tech Representative. Persons involved with the equipment or systems should be instructed to operate in a safe manner.

Table of Contents

Upon Arrival.....	3
Maintenance.....	3
Downdraft Table Specifications.....	4
Downdraft Table Specifications (all models)	5
Exploded Views of downdraft table w/ options	6
Table Options, Replacement Parts & Application Kits.....	7
The Downdraft Table Family.....	8
Warranty.....	9



Caution

Avoid mixing combustible materials, such as buffing lint, paper, wood, aluminum, and magnesium dust, and with dust generate from grinding ferrous metals due to the potential fire hazard caused by sparks in the dust collector. All users of Diversi-tech Equipment should comply with all National and Local Fire Codes and / or other appropriate codes when determining the location and operation of dust control equipment.

UPON ARRIVAL

The Diversi-tech downdraft table is shipped on a crated skid. The skid should be inspected for any visible damage that may have occurred during shipment. If the downdraft table appears to have been damaged during shipping, please advise transport company as soon as possible.

Installations : There are no installations required. The unit is ready for use.

Warning: Always disconnect power supply before servicing the blower wheel & motor or working with the unit for any reason.

MAINTENANCE

Filter Cleaning

It is necessary to manually clean the filters occasionally. A visual inspection or decrease in downdraft velocity are usually good indicators that the filters need cleaning or need to be replaced. To clean the filters, remove the filter door panel located on the right side of the unit by unscrewing the 4 black plastic knobs. Once the panel is removed the filters are exposed. Pull them out. The filters should then be blown with compressed air and should be done outside or in a large bag for easy disposal. The filter needs to be replaced periodically; visual inspections during the first few weeks of operation can help to determine when filters should be replaced.

Dust Drawer

The dust drawer should be emptied periodically. Visual inspections during the first few weeks of operation will determine proper dumping cycle.

Carbon Filter (option)

This gas adsorber comes complete with activated carbon granules in a 20x25x2 (or 4) module; which slides into the filter track. 1.75lbs of granular carbon are present in each filter. This filter is strictly disposable.

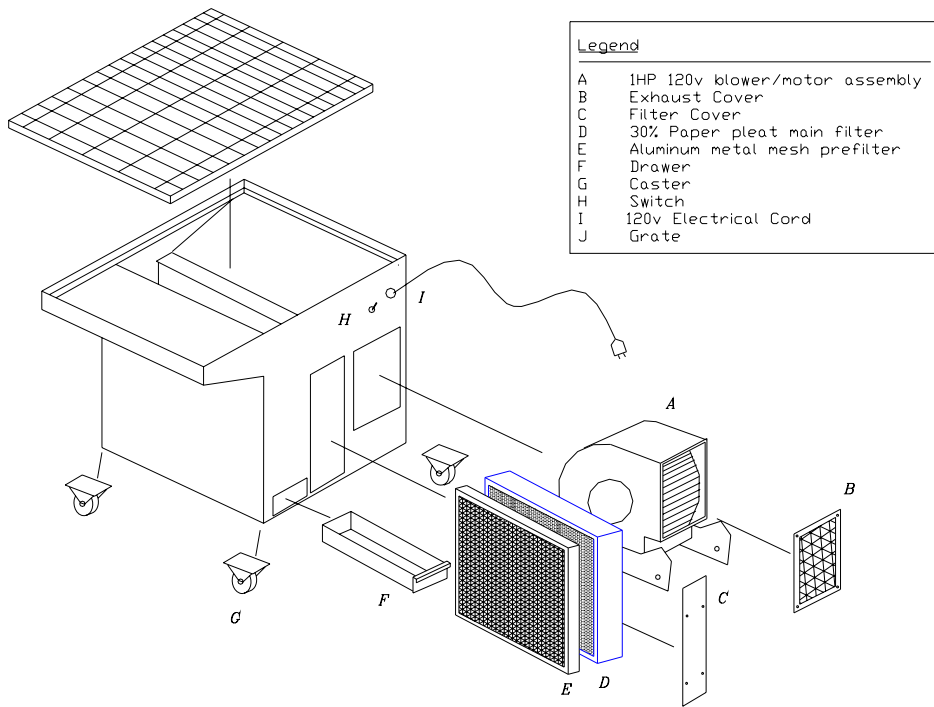
Metal Mesh Prefilters (option)

The Prefilters located inside the baffle tray should be taken out and either blown out with compressed air or washed depending on how dirty they have become.

Continuous Cleaning Operations

Particles and stray material at the surface should be blown into the table towards the filter using compressed air. If a PVC mat (option) is used, it must be swept clean with a broom, directing particles into the table.

Exploded View of Model MiniIDD Downdraft Table



Exploded View of MiniIDD Downdraft Table Options

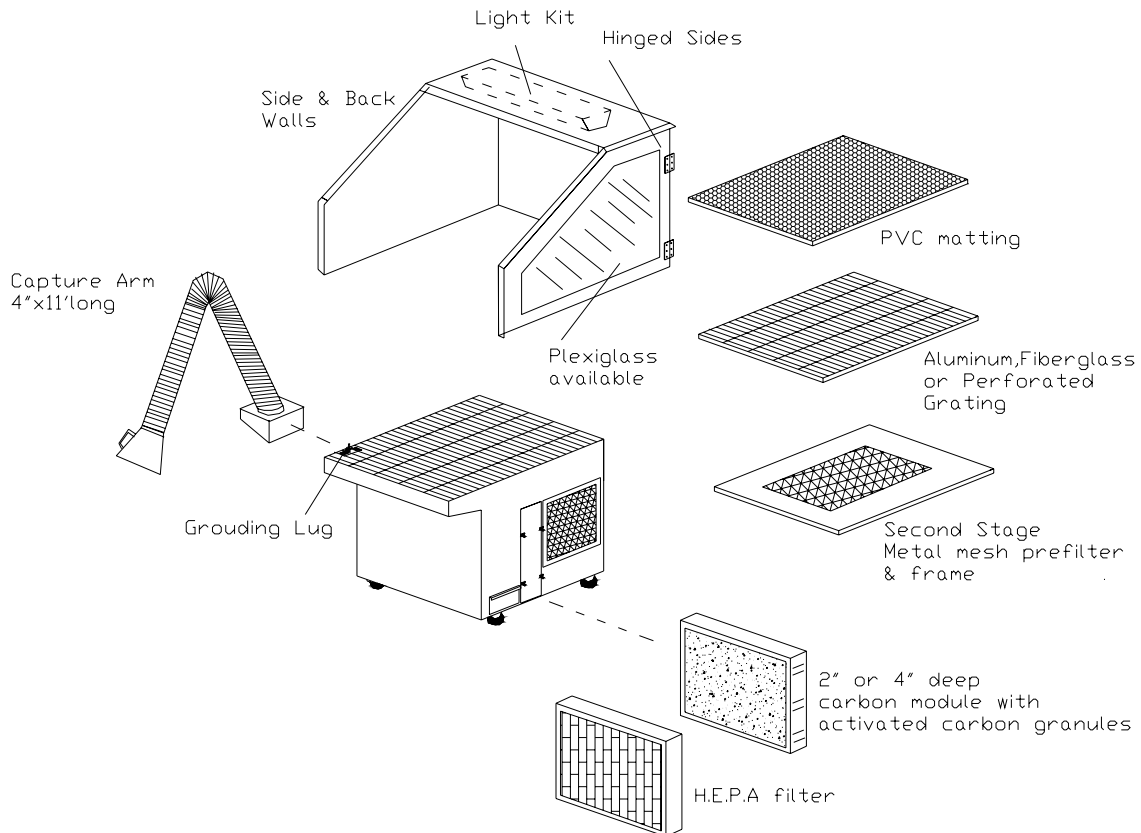


Table Options

Part Number	Description
O-MINI-SBW	Side and Back Walls
O-MINI-HSBW	Hinged Side and Back Walls
O-MINI-PSBW	Plexiglass Side and Back Walls
O-MINI-HPSBW	Hinged Plexiglass Side and Back Walls
O-MINI-PVC	PVC Mat (placed above surface grating)
O-MINI-MM	Metal mesh prefilter & frame
O-MINI-LK	Light kit
O-MINI-CA	Capture arm (4"dia. x 10' long) c/w mounting bracket
O-MINI-PAF	Paint arrestor prefilter and frame
O-MINI-FG	Fiberglass grate [UPCHARGE]
O-MINI-AG	Aluminum grate [UPCHARGE]
O-MINI-HF	HEPA filter 20"x25"x4"
O-MINI-MH	Minihelic gauge
O-MINI-GL	Grounding Lug

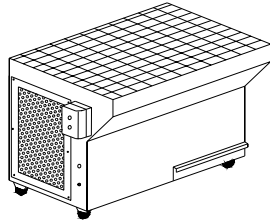
Replacement Parts

Part Number	Description
S-MINI-0001	Motor/blower assembly
S-MINI-0002	Set of 4 casters (3" diameter)
S-MINI-0003	30% paper pleat main filter 20"x25"x2"
S-MINI-0004	95% paper pleat main filter 20"x25"x2"
S-MINI-0005	Metal mesh prefilter 20"x25"x2"
S-MINI-0005F	Metal mesh prefilter 20"x25"x2" with frame
S-MINI-0006	Activated carbon filter panel 20"x25"x2"
S-MINI-0007	Plastic filter door knobs (set of 4)
S-MINI-0008	On/off switch
S-MINI-0009	10' electrical cord & plug
S-MINI-0010	Fiberglass grating
S-MINI-0011	Aluminum grating
S-MINI-0012	Perforated steel grill
S-MINI-0015	55lbs bag of A40 activated carbon
S-MINI-0016	Paint arrestor filter 20"x25"x2"
S-MINI-0016F	Paint arrestor filter 20"x25"x2" with frame
S-MINI-0017	H.E.P.A Filter 99.97% Efficiency 20"x25"x4"

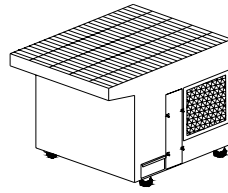
Application Kits Available

<u>Part No.</u>	<u>Description</u>
CK-MDD-WELD	<u>Welding Kit</u> Side and Back Walls / 2nd stage metal mesh prefilter / grounding lug
CK-MDD-GD	<u>Grinding & Deburring Kit</u> Side and Back Walls / 2nd stage metal mesh prefilter
CK-MDD-AGD	<u>Aluminum Grinding & Deburring Kit</u> Side and Back Walls / 2nd stage metal mesh prefilter / PVC mat
CK-MDD-SPRAY	<u>Spray Painting Kit</u> Side and Back Walls / Paint arrestor prefilter w/ 10 spare pads / Carbon module
CK-MDD-ODOR	<u>Odor Adsorption Kit</u> Activated A40 carbon granules in a 20" x 25" x2" module

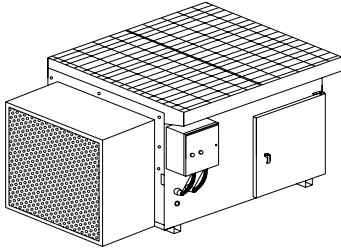
The Downdraft Table Family



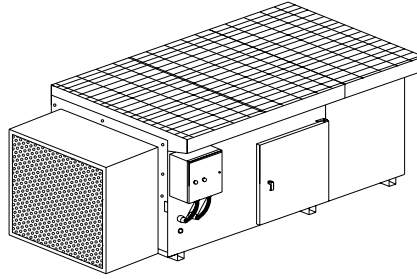
DD2X4



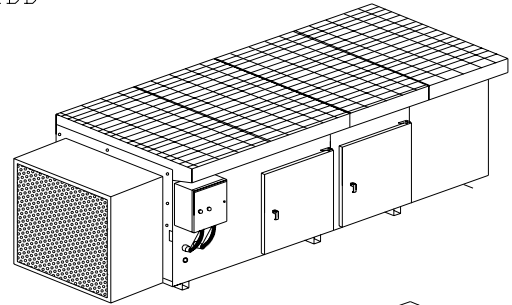
MINIDD



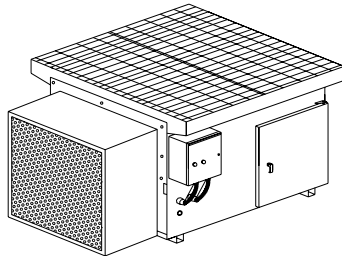
DD3X4



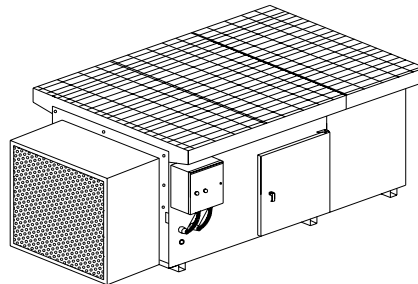
DD3X6



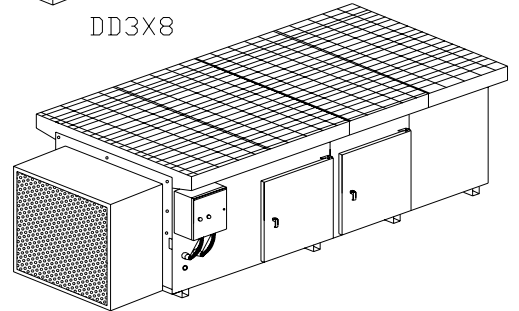
DD3X8



DD4X4



DD4X6



DD4X8

WARRANTY

Effective immediately, the following policy will apply to all equipment.

LIMITED EQUIPMENT WARRANTY

All Diversi-Tech units are warranted to be free from defects in material for a period of two years from the date of purchase. Diversi-Tech Inc. will repair, at our option, any defective parts returned to the manufacturer's plant in Montreal - Quebec freight prepaid- which fail during the warranty period. This warranty is limited to replacement parts ONLY, subject to on site or in house evaluation of defective materials and does not apply to any personal liability or property loss that occurs due to the use or installation of this equipment.

FREIGHT CLAIMS

All Diversi-Tech units are sold ex-plant, Montreal, Qc., Canada. Therefore, it is the user's responsibility to file any freight claims for obvious or concealed damages which developed in transit from Montreal to your location or when drop shipped.

RETURN MATERIAL POLICY

1. Prior to the return of material, for whatever reason, a return manufacturing authorization number (RMA#) is required from the Diversi-Tech production control department.
This procedure is necessary for proper control and handling of returned materials. Fax us or call to obtain the RMA.
2. All material must be returned prepaid. Credit will be given for returns for warranty replacement. Freight collect shipments will not be accepted.
It is the shipper's responsibility to insure that material being returned to Diversi-Tech is adequately packaged for shipment to preclude damages.

Diversi-Tech Inc.

2025, 52nd Avenue, Lachine, Quebec, H8T 3C3

Telephone: (514) 631-7300

Fax: (514) 631-9480

Toll Free: 1 800 361-3733

www.diversitech.ca

info@diversitech.ca